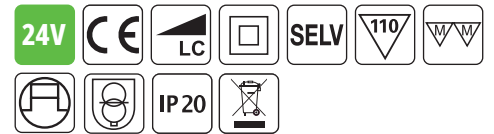




CONSTANT-VOLTAGE LED DRIVER WITH DIMMING FUNCTION CV 24XX DIM

ADJUSTABLE POWER.

The drivers with built-in dimming functionality are available in three power ratings. They can be controlled using phase-on or phase-off dimmers installed on-site.

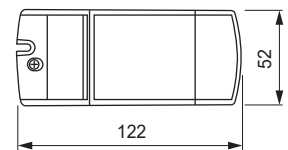
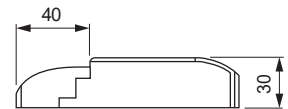


CV 2425 DIM CV 2450 DIM CV 24100 DIM


Operating voltage	Pri.: 220-240 V / 50-60 Hz Sec.: 24 V
Rated power	See chart
Primary lead	3000 mm
Connector	See chart
Secondary lead	130 mm
Socket/Distributor	See chart
Protection	Short circuit Overload Overvoltage Overtemperature
No-load protection	Yes
Dimming function	Yes, Phase-on/off
Protection	IP 20
Protection class	II

DIMENSIONS

CV 2425 DIM



CV 2450 DIM / CV 24100 DIM



Note:

Connection cable with Euro flat plug or wire end ferrules. Connection cable with a 6-way mini distributor (green) or a 6-way ESP distributor (parallel, black).

PRODUCTS

Art.-Nr.	Rated power (W)	Primary	Secondary	ta (°C)	tc (°C)	λ	Weight (g)
539 287 77	2,5 – 25 (min. Power 2,4)	-	-	-20...+50	80	0,95	107
539 287 01	2,5 – 25 (min. Power 2,4)	Euro flat plug	6-port mini distributor green	-20...+50	80	0,95	260
539 287 05	2,5 – 25 (min. Power 2,4)	Euro flat plug	6-port ESP distributor black	-20...+50	80	0,95	250
539 289 77	12 – 50 (min. Power 1,2)	-	-	-20...+50	80	0,95	250
539 289 01	12 – 50 (min. Power 1,2)	Euro flat plug	6-port mini distributor green	-20...+50	80	0,95	595
539 289 07	12 – 50 (min. Power 1,2)	Euro flat plug	6-port ESP distributor black	-20...+50	80	0,95	380
539 539 77	0 – 100	-	-	-20...+50	90	0,95	430
539 539 01	0 – 100	Euro flat plug	6-port mini distributor green	-20...+50	90	0,95	555
539 539 07	0 – 100	Wire end ferrules	6-port ESP distributor black	-20...+50	90	0,95	515