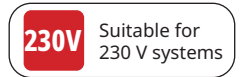
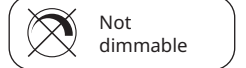




LD 8010 EF

DIRECTLY CONNECTED. SEAMLESSLY INTEGRATED

The LD 8010 EF DIM offers a clean, plug-and-play recessed lighting solution with high-quality light. Its dimming function, robust design and easy integration make it a reliable choice for professional applications in furniture, kitchen and interior design, where functionality and planning reliability are paramount.



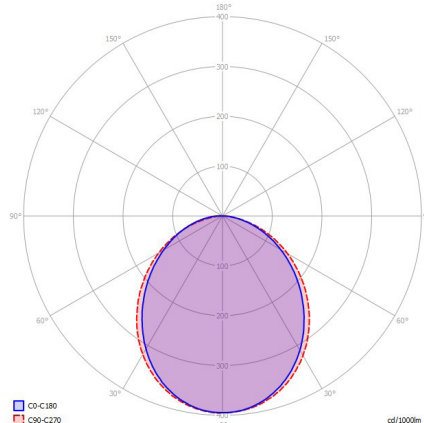
PRODUCT FEATURES

Operating voltage	230 V
Housing	Aluminum
Diffuser	Opal white
Power	See chart
LED type	SMD
Light colour	3000K, 4000 K
Luminous flux	See chart
CRI	>90
Dimmable	Nein
Connection cable	Order separately
Connection system	D8 Mini connection system
Mounting	Clamp mounting, recessed
Protection	IP 44
Protection class	III

ILLUMINANCE

LD 8228 / L = 839 mm	3000 K Rand	Mitte	Rand
0,60 m	535 lx	820 lx	535 lx
1,20 m	210 lx	255 lx	210 lx

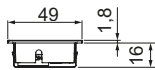
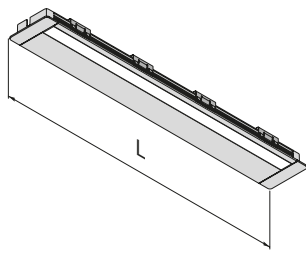
LIGHT DISTRIBUTION



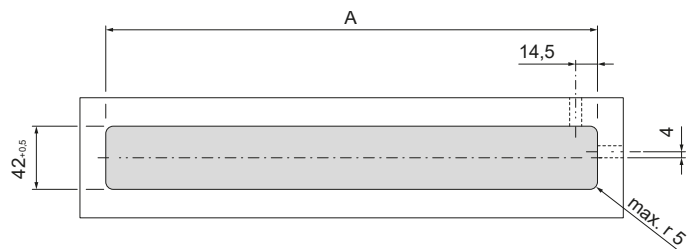
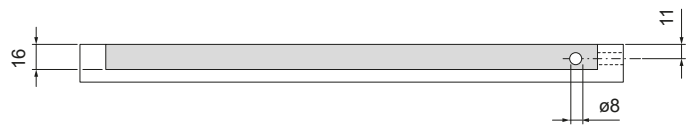
PRODUCTS

Art. No.	Power (W)	Light colour (K)	Colour	Length (mm)	Lumen (lm)
53934301	6,0	3000	Aluminum	334	270
53934302	7,5	3000	Aluminum	434	415
53934303	9,5	3000	Aluminum	535	520
53934304	14,5	3000	Aluminum	839	875
53934305	16,0	3000	Aluminum	939	965
53934401	6,0	4000	Aluminum	334	340
53934402	7,5	4000	Aluminum	434	435
53934403	9,5	4000	Aluminum	535	570
53934404	14,5	4000	Aluminum	839	1050
53934405	16,0	4000	Aluminum	939	1110

DIMENSIONS



L = 334
434
535
839
939



A = 324
427
528
832
932